



# COUNTY OF SUFFOLK DEPARTMENT OF HEALTH SERVICES

Steven Bellone  
COUNTY EXECUTIVE

James L. Tomarken, MD, MPH, MBA, MSW  
COMMISSIONER OF HEALTH SERVICES



## PREVENTING MISUSE OF PRESCRIPTION OPIOID DRUGS

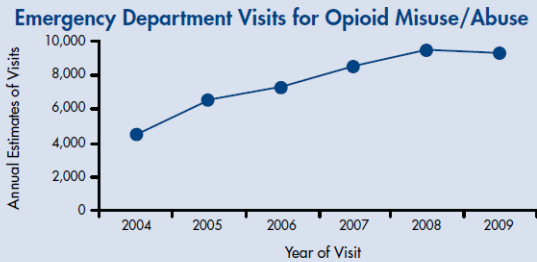
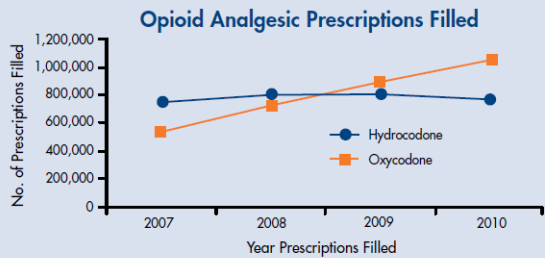
Adapted from *City Health Information*, 2011; 30(4):23-30, with permission of the New York City Department of Health and Mental Hygiene.

- **Physicians and dentists can play a major role in reducing risks associated with opioid analgesics, particularly fatal drug overdose.**
- **For acute pain:**
  - **If opioids are warranted, prescribe only short-acting agents.**
  - **A 3-day supply is usually sufficient.**
- **For chronic noncancer pain:**
  - **Avoid prescribing opioids unless other approaches to analgesia have been demonstrated to be ineffective.**
- **Avoid whenever possible prescribing opioids in patients taking benzodiazepines because of the risk of fatal respiratory depression.**

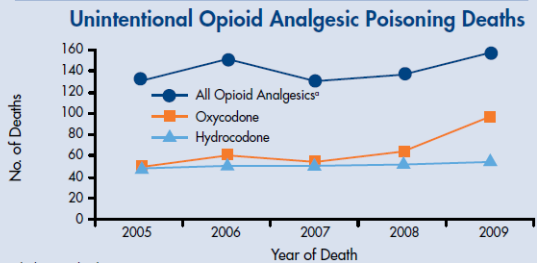
The use of prescription opioids to manage pain has increased 10-fold over the past 20 years in the United States.<sup>1</sup> Although opioids are indicated and effective in the management of certain types of acute pain and cancer pain, their role in treating chronic noncancer pain is not well established.<sup>2</sup>

Concomitant with the growth in opioid prescribing, opioid-related health problems have increased. Between 2004 and 2009, the number of emergency department visits for opioid analgesic misuse and abuse in New York City (NYC) more than doubled, rising from approximately 4500 to more than 9000 visits.<sup>3</sup> In 2009, 1 in every 4 unintentional drug poisoning (overdose) deaths in NYC involved prescription opioid analgesics, excluding methadone.<sup>3</sup>

## TRENDS IN OPIOID ANALGESIC USE AND CONSEQUENCES, NEW YORK CITY, 2004–2010



Note: Methadone is included in opioid analgesic emergency department visits.



<sup>a</sup>Excluding methadone.

Note: Deaths may involve more than 1 opioid and be counted in more than 1 group.  
Source: NYC Office of the Chief Medical Examiner and Office of Vital Statistics, New York State Prescription Drug Monitoring Program, Drug Abuse Warning Network (DAWN).

In Suffolk County, deaths involving opiates have risen since 2004. Data obtained from the Office of the Suffolk County Medical Examiner reveals that the number of deaths in which non-heroin opiates played a part in the cause of death increased by 70% between 2004 and 2011. The incidence of one opiate in particular, oxycodone, more than tripled in between 2004 and 2011.

Toxicology reports in Suffolk County also point to a rise in use of oxycodone and, to a lesser degree, oxymorphone. Oxycodone appears in nearly one-third of all reports and fentanyl in nearly one-quarter of the reports.

## Heroin and Other Opiate Deaths in Suffolk County

2004 – 2011

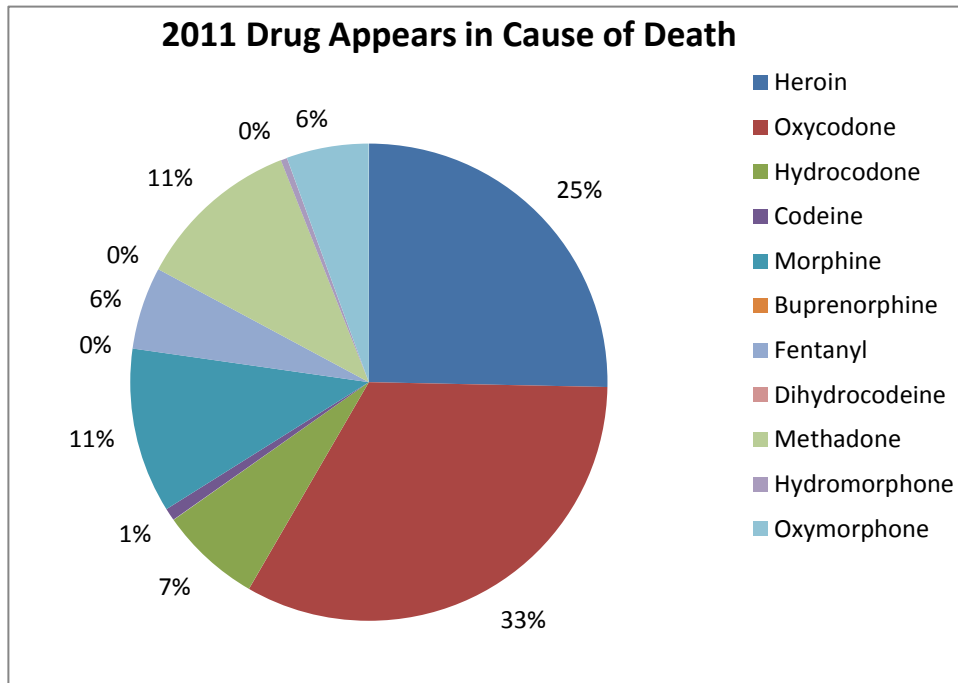
Information provided by the Office of the Suffolk County Medical Examiner

### Drug Appears in Cause of Death

	2004	2005	2006	2007	2008	2009	2010	2011
Heroin	32	51	41	34	42	47	37	59
Oxycodone	24	24	31	40	23	40	58	77
Hydrocodone	25	15	22	29	21	18	17	16
Codeine	1	3	3	2	1	1	3	2
Morphine	13	12	15	20	28	19	21	26
Buprenorphine	0	0	1	0	1	0	0	0
Fentanyl	10	11	8	14	7	17	11	13
Dihydrocodeine	0	0	0	0	0	0	0	0
Methadone	27	24	29	37	34	25	22	26
Hydromorphone	2	4	1	2	4	3	1	1
Oxymorphone	1	3	4	0	0	2	8	13
Total non-Heroin	103	96	114	144	119	125	141	174

(2011 numbers are accurate as of January 20, 2012, and are subject to change pending further results )

Chart provided by the Office of the Suffolk County Medical Examiner



( 2011 numbers are accurate as of January 20, 2012, and are subject to change pending further results )

## Heroin and Other Opiate Deaths 2004 - 2011

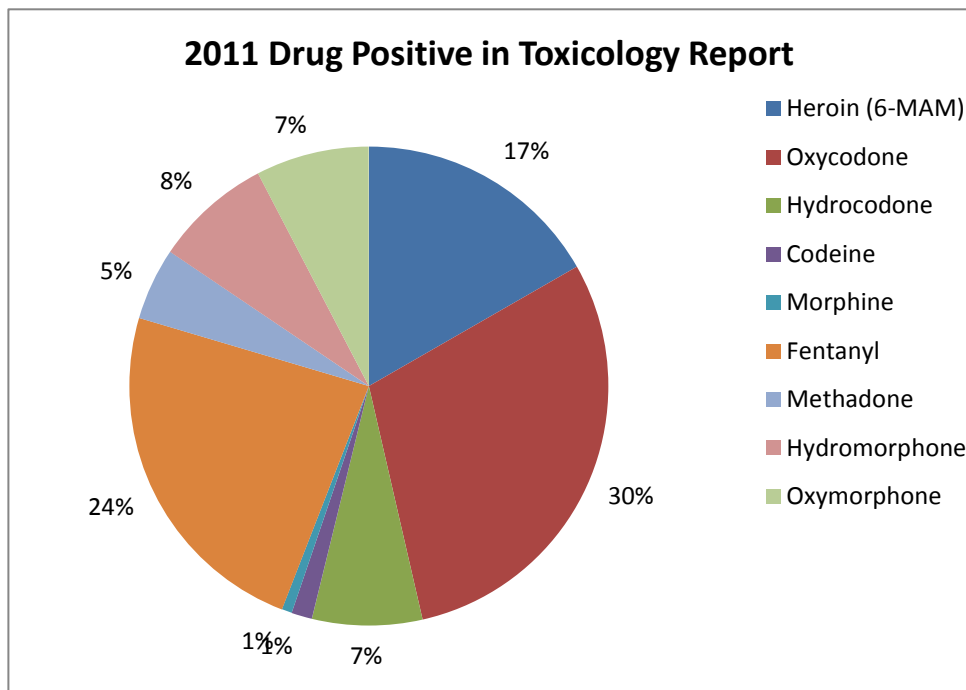
Information provided by the Office of the Suffolk County Medical Examiner

### Drugs Positive in Toxicology Report

	2004	2005	2006	2007	2008	2009	2010	2011
Heroin (6-MAM)	32	50	39	36	54	54	42	72
Oxycodone	35	38	46	70	59	81	95	128
Hydrocodone	71	61	65	83	62	67	46	32
Codeine	28	10	19	14	5	2	15	6
Morphine	68	82	71	81	103	98	82	3
Fentanyl	11	14	12	16	14	24	15	102
Methadone	38	37	43	50	43	42	33	21
Hydromorphone	16	11	14	15	11	20	10	34
Oxymorphone	10	9	24	22	14	18	31	33
<b>Total non-Heroin</b>	<b>277</b>	<b>262</b>	<b>294</b>	<b>351</b>	<b>311</b>	<b>352</b>	<b>327</b>	<b>359</b>

( 2011 numbers are accurate as of January 20, 2012, and are subject to change pending further results )

Chart provided by the Office of the Suffolk County Medical Examiner



(2011 numbers are accurate as of January 20, 2012, and are subject to change pending further results )

When drugs appear as a cause of death, it is rare that only one drug or type of drug is involved. In NYC, one-third of unintentional drug poisoning overdose deaths involve a benzodiazepine<sup>4,5</sup>; the most common is alprazolam (Xanax<sup>®</sup>).<sup>5</sup> Risks of unintentional poisoning may be increased when opioids are taken with benzodiazepines because both cause respiratory depression.<sup>6</sup>

The use of prescription opioids in manners other than prescribed and the use of these medications without prescriptions are serious public health problems.<sup>7</sup>

Nearly three-quarters (71%) of people aged 12 years and older who have used opioid analgesics for nonmedical purposes reported obtaining them for free or buying them from family or friends. In 80% of cases where opioid analgesics were obtained for free, the friend or relative had received the drugs from just one doctor.<sup>8</sup>

#### **BOX 1. HEALTH RISKS ASSOCIATED WITH PRESCRIPTION OPIOIDS**

- Fractures from falls in patients aged 60 years and older<sup>9</sup>
- Fatal overdose from respiratory depression.<sup>6</sup> Opioids suppress respiratory drive and decrease respiratory rate.<sup>10</sup> Respiratory depression is more common with use of alcohol, benzodiazepines, antihistamines, and barbiturates.<sup>6,7</sup>
- Tolerance, physical dependence, withdrawal, and opioid dependence (addiction)<sup>11</sup>
- Drowsiness<sup>11</sup>
- Increased pain sensitivity (hyperalgesia)<sup>12</sup>
- Sexual dysfunction and other endocrine effects<sup>13</sup>
- Constipation<sup>14</sup>
- Nausea/vomiting<sup>6</sup>
- Chronic dry mouth<sup>15</sup>
- Dry skin/itching/pruritus<sup>6</sup>

## **BOX 2. TOLERANCE, DEPENDENCE, AND ADDICTION**

- **Tolerance** is a reduction in sensitivity to effects of opioids following repeated administration, requiring increased doses to produce the same magnitude of effect.<sup>2</sup>
- **Physical dependence**, which may occur even with d7 days of treatment,<sup>16</sup> is defined as occurrence of withdrawal symptoms when the opioid is abruptly discontinued or rapidly reduced.<sup>17</sup>

- Symptoms of withdrawal include agitation, insomnia, diarrhea, sweating, rapid heartbeat, and runny nose.<sup>2,11</sup>

Physical dependence is sometimes referred to as simply *dependence*,<sup>2</sup> but it is distinct from opioid dependence as defined by DSM-IV criteria.

- **Opioid dependence** is a maladaptive pattern of use leading to significant impairment or distress. The condition is diagnosed when 3 or more of the following DSM-IV criteria have occurred in the preceding 12 months: tolerance; withdrawal; inability to control use; unsuccessful attempts to decrease or discontinue use; time lost in obtaining substance, using substance, or recovering from using; giving up important activities; and continued use despite physical or psychological problems.<sup>18</sup> Maladaptive use of prescription opioids marked by impaired control is sometimes referred to as *addiction*.<sup>17</sup>

Providers should prescribe opioids only very cautiously, and clearly communicate the risks of opioid treatment to their patients (see **Boxes 1 and 2**). The guidance given here applies only to management of acute pain and chronic noncancer pain. See separate guidelines for management of pain due to cancer.<sup>19</sup>

## **CHOOSING PAIN MANAGEMENT THERAPY**

There are many methods of managing pain. Generally, opioids should only be used if other measures to relieve pain are not likely to be effective (see **Box 3**). Evaluate all patients reporting pain with a physical examination and a detailed history that includes medication history and onset, location, quality, duration, and intensity of the pain. A thorough evaluation will help determine the cause and mechanism of the pain (neuropathic, inflammatory, muscle, or mechanical/compressive), and choose the appropriate therapy.<sup>20,21</sup> For neuropathic pain, effective agents include certain antidepressants and anticonvulsants and transdermal lidocaine.<sup>22</sup> A meta-analysis of randomized trials of opioids for chronic noncancer pain did not find that opioids produce better functional outcomes than nonopioid drugs; one study found that nonopioid drugs produced better functional outcomes than opioids.<sup>23</sup>

A medication history will identify potentially harmful drug interactions, for example, an increased risk of respiratory depression if a patient is taking benzodiazepines with an opioid. Validated pain scales (eg, 3-item PEG<sup>24</sup> or visual analog pain scale) may be helpful in initial pain assessment and with monitoring response to therapy<sup>11</sup> (**Resources—Assessment and Monitoring Tools**).

### **BOX 3. NONOPIOID APPROACHES TO MANAGING PAIN<sup>2,6</sup>**

#### **Pharmacologic approaches include:**

- Acetaminophen
- Selected anticonvulsants
- Selected antidepressants
- Capsaicin (for neuropathic pain)
- Corticosteroids
- Nonsteroidal anti-inflammatory drugs (NSAIDs)
- Transdermal lidocaine

#### **Nonpharmacologic approaches include:**

- Behavioral management (eg, assessment for depression/stress, chemical dependency)
- Physical therapy
- Self-management therapies (eg, relaxation, cognitive behavioral therapy)

### **WHEN TO CONSIDER OPIOIDS**

**Acute Pain:** Short-acting opioids such as codeine, hydrocodone (Vicodin<sup>®</sup>, Lortab<sup>®</sup>), immediate-release oxycodone (Percocet<sup>®</sup> or Percodan<sup>®</sup>), and hydromorphone (Dilaudid<sup>®</sup>) may be used to relieve acute pain when the severity of the pain warrants their use and when nonopioid therapies will not provide adequate relief.<sup>25</sup> For opioid-naive patients, always start with the lowest possible effective dose.<sup>6</sup> Do not prescribe long-acting opioids such as methadone, fentanyl patches, or extended-release opioids such as oxycodone (OxyContin<sup>®</sup>), oxymorphone, or morphine.<sup>11</sup> It is important to note that opioids can be used to treat acute pain in patients maintained on medication-assisted treatment (eg, methadone or buprenorphine) for opioid dependence.<sup>26</sup>

For most patients with acute pain (eg, post-trauma or surgery), a 3-day supply is sufficient; do not prescribe more than a 7-day supply. Episodic care providers in settings such as emergency departments, walk-in clinics, and dental clinics should not prescribe long-acting opioids.



**Chronic Pain:** Opioids should not be considered first-line medication for chronic noncancer pain. Opioids should be used for chronic pain only when other physical, behavioral, and nonopioid measures have not resolved the patient's pain, and only if used with extreme caution.<sup>11</sup> There is insufficient evidence that modest pain relief is sustained or that function improves when opioids are prescribed long-term for chronic noncancer pain.<sup>2</sup>

If opioids are considered for chronic pain, first confirm that other pain management strategies have not resolved the pain, and then carefully evaluate the patient's risk of opioid misuse (see **Figure**) and adverse events<sup>11</sup> (see **Box 1**). A personal or family history of substance abuse is the most strongly predictive factor for misuse; however, patients are often reluctant to disclose such information. Effective screening tools are available to help elicit a substance use history<sup>6</sup> (**Resources—Assessment and Monitoring Tools; City Health Information**). A history of preadolescent sexual abuse and certain psychiatric conditions (eg, depression) are also risk factors<sup>27</sup> (see **Box 4**). Chronic opioid therapy is not absolutely contraindicated for patients at risk for opioid misuse, but extreme caution should be exercised. In such cases, consider consulting a pain management specialist (a physician specifically concerned with the prevention, evaluation, management, and treatment of pain<sup>28</sup>) or a physician who treats chronic pain, such as a rheumatologist.

Recognize the risk of adverse events, including physical dependence and withdrawal, opioid dependence (addiction), and overdose, and discuss these risks with patients. Explain the potential risk of alcohol and medication interactions. In particular, benzodiazepines and other central nervous system depressants may increase the risk of serious adverse events, especially in older patients.<sup>29</sup> This combination should be avoided as much as possible.<sup>11</sup> Screen patients for harmful or hazardous alcohol use, and provide brief intervention and referral where indicated (**Resources—City Health Information**).

**FIGURE. OPIOID RISK TOOL**

		Mark each box that applies	Item score if female	Item score if male
1. Family history of substance abuse	• Alcohol	<input type="checkbox"/>	1	3
	• Illegal drugs	<input type="checkbox"/>	2	3
	• Prescription drugs	<input type="checkbox"/>	4	4
2. Personal history of substance abuse	• Alcohol	<input type="checkbox"/>	3	3
	• Illegal drugs	<input type="checkbox"/>	4	4
	• Prescription drugs	<input type="checkbox"/>	5	5
3. Age (mark box if 16-45)		<input type="checkbox"/>	1	1
4. History of preadolescent sexual abuse		<input type="checkbox"/>	3	0
5. Psychological disease	• Attention-deficit disorder, obsessive-compulsive disorder, bipolar disorder, schizophrenia	<input type="checkbox"/>	2	2
	• Depression	<input type="checkbox"/>	1	1
Total Score _____ Risk Category _____				
Low Risk: 0 to 3      Moderate Risk: 4 to 7      High Risk: 8 and above				
Source: Webster LR, Webster R. Predicting aberrant behaviors in opioid-treated patients: Preliminary validation of the opioid risk tool. <i>Pain Med.</i> 2005;6(6):432.				

**BOX 4. PAIN AND MENTAL HEALTH**

Identification and management of psychological comorbidities are integral to treatment of chronic pain.<sup>30</sup>

Depression and anxiety often coexist with chronic pain<sup>30</sup> and may increase the risk of opioid use and misuse.<sup>6,31,32</sup> The relationship is dynamic, as psychological factors may both influence pain and in turn be influenced by the level of pain.<sup>31</sup> Many patients with undiagnosed depression initially present to their providers with a primary complaint of pain (eg, headache, back pain).<sup>33</sup>

Use the Patient Health Questionnaire (PHQ-2) to assess for depression  
**(Resources—Depression CHI).**

A trial of opioid therapy should only be considered when the potential benefits are likely to outweigh potential harm<sup>6</sup> and the clinician is willing to commit to continued monitoring of the effects of treatment, including a plan to discontinue opioid therapy if necessary.<sup>11</sup> If you prescribe opioid therapy, register with the

New York State (NYS) Health Commerce System to access the NYS Controlled Substance Information (CSI) on Dispensed Prescriptions Program so you can verify whether your patient has received controlled substance prescriptions from 2 or more prescribers and filled them at 2 or more pharmacies/dispensers during the previous calendar month (**Resources**).<sup>34</sup>

In addition to opioid therapy, the treatment plan for a patient with chronic pain should include appropriate nonopioid adjuvant therapies to relieve pain and help the patient cope with the condition. Coordinate care with the patient's other providers whenever possible.<sup>6</sup>

A written pain treatment agreement explaining the doctor's and patient's responsibilities in opioid therapy (eg, filling prescriptions at only one pharmacy) can be a valuable element of the pain treatment program<sup>6</sup> (**Resources**).

## **DOSING AND MONITORING**

Avoid oversupplying patients with opioids to prevent misuse and diversion. Dosing and titration of opioids for chronic pain should be tailored according to the patient's previous response to opioid therapy, response to treatment, and potential or observed adverse events.<sup>6</sup>

Start opioid-naïve patients and patients at increased risk of adverse events at the lowest possible effective dose and titrate slowly (see **Boxes 1, 5, and 6**), as higher doses increase the risk of adverse events such as overdose.<sup>6,35,36</sup>

All conversions between opioids are estimates generally based on equianalgesic dosing (ED). For patients taking more than one opioid, the morphine-equivalent doses (MED) of the different opioids must be added together to determine the cumulative dose (see **Box 5**). Because of the large patient variability in response to these EDs, it is recommended that the calculated conversion dose be reduced by 25% to 50% to assure patient

safety.<sup>11</sup> An opioid dose calculator is available at [www.agencymeddirectors.wa.gov/Files/DosingCalc.xls](http://www.agencymeddirectors.wa.gov/Files/DosingCalc.xls).

However, this calculator should not be used for converting a patient from one opioid to another. This is especially important in conversion to methadone, where additional caution is needed given the high potency and long and variable half-life of methadone.<sup>6</sup>

Furthermore, a recent study published in *JAMA* found that among patients receiving opioid prescriptions for pain, overdose rates increased with increasing doses of prescribed opioids.<sup>36</sup> Use the lowest possible effective dose of opioids. If dosing reaches 100 MED per day, thoroughly reassess the patient's pain status and treatment plan and reconsider other approaches to pain management.

#### **BOX 5. CALCULATING CUMULATIVE MORPHINE-EQUIVALENT DOSES (MED)**

Approximate equivalent doses for 30 mg morphine<sup>11</sup>:

Hydrocodone: 30 mg

Oxycodone: 20 mg

If a patient takes 6 hydrocodone 5 mg/acetaminophen 500 mg and 2 oxycodone 20-mg extended-release tablets per day, the cumulative dose is calculated as:

Hydrocodone 5 mg x 6 tablets/day = 30 mg/day = 30 mg MED/day

Oxycodone 20 mg x 2 tablets/day = 40 mg/day = 60 mg MED/day

**Cumulative dose = 30 mg MED/day + 60 mg MED/day = 90 mg MED/day**

### **BOX 6. CONSIDERATIONS FOR OPIOID DOSING**

- **Acetaminophen warning with combination products.** Liver damage can result from prolonged use or doses in excess of the recommended maximum total daily dose of acetaminophen, including over-the-counter products<sup>11</sup>:
  - Short-term use (<10 days): 4000 mg/day
  - Long-term use: 2500 mg/day
- **For long-acting opioids.** Monitor for adequate pain relief and for breakthrough pain at least until the long-acting opioid dose is stabilized. When calculating the starting dosage, be sure to include any short-acting opioids; consult with a pain management specialist for guidance.<sup>11</sup>
- **Dosing caution.** Doses e 100 mg MED per day are associated with higher risks of overdose; the lowest possible effective dose should be prescribed at all times. If dosing reaches 100 MED per day, thoroughly reassess the patient's pain status and treatment plan and reconsider other approaches to pain management.

**Always monitor for adverse effects (respiratory depression, nausea, constipation, oversedation, itching, etc).<sup>11</sup>**

To ensure that the goals of pain management are met, carefully monitor patients receiving chronic opioid therapy:

- Follow up on a regular basis and document each assessment.<sup>6</sup>
- Assessment should include clinical observations of the patient's level of pain and physical functioning, as well as any adverse events.<sup>11</sup>
- Consider urine drug testing on all patients to monitor prescription drug adherence and nonprescribed drug use (see **Box 7**).<sup>11</sup>
- Closer and more frequent monitoring is required for patients at increased risk for adverse events or misuse.<sup>11</sup>

- If a patient does not experience significant improvement in physical function or pain status or if dosing reaches 100 MED per day, thoroughly reassess the patient's pain status and treatment plan and reconsider other approaches to pain management.

Discontinuing opioid treatment should be managed carefully; there are several protocols for safely tapering opioids. The simplest and safest taper is a dose reduction of 10% each day, 20% every 3 to 5 days, or 25% each week.<sup>39</sup>

### **TALKING TO PATIENTS ABOUT OPIOIDS**

Clearly communicate with patients about opioid therapy (see **Box 8**) and state the goals of pain management. For acute pain, opioids are short-term therapy for the specific condition.<sup>6,11</sup> Explain that the pain should resolve before the medication supply runs out, but if pain is still present at scheduled follow-up, you will reevaluate.

For chronic pain, be explicit and realistic about the kind of relief opioids can provide. Opioids may be just one part of a multimodal treatment plan to reduce chronic pain intensity and improve quality of life, particularly functional capacity.<sup>6</sup> The treatment plan should also address the risks, benefits, and goals of opioid therapy, such as increased activity levels, improved quality of life, and reduced pain.<sup>2</sup>

Be sure that patients know they should keep their prescription in a safe, locked cabinet and that—unlike other medications—unused opioids should be flushed down the toilet.<sup>40</sup>

### **BOX 8. WHAT YOU SHOULD TELL YOUR PATIENTS ABOUT OPIOIDS**

- Fill your prescriptions at only one pharmacy.<sup>6</sup>
- Keep the medication in a secure location, preferably locked.<sup>41</sup>
- Your body may become used to the drug (physical dependence) and stopping the drug may make you miss it or feel sick.<sup>11</sup>
- You may develop tolerance and need more medication to get the same effect.<sup>11</sup>
- There is a risk of opioid dependence (addiction) when taking this medicine.<sup>16</sup>
- Take the medication exactly as shown on the label—and not more frequently or less frequently.<sup>41</sup>
- An overdose of this medicine can slow or stop your breathing and even lead to death. You may experience side effects such as confusion, drowsiness, slowed breathing, nausea, vomiting, constipation, and dry mouth.<sup>6,15</sup>
- Avoid alcohol and other drugs that are not part of the treatment plan that we've discussed (eg, benzodiazepines) because they may worsen side effects and increase risk of overdose.<sup>7</sup> Be careful when driving or operating heavy machinery. Opioids may slow your reaction time.<sup>6</sup>
- Do not share medication with anyone.<sup>29</sup>
- Flush unused medication down the toilet.<sup>40</sup>

### **SIGNS OF PRESCRIPTION DRUG MISUSE**

Protect your patients' safety by being alert to signs of misuse, but also be aware that all patients will develop a physical dependence if they are taking opioids daily for an extended period of time (days or weeks).<sup>16</sup> Some patients may display an overwhelming focus on opioid issues, demonstrate a pattern of early refills, or make multiple telephone calls or office visits to request more opioids.<sup>2</sup> Patients who misuse opioids may have a pattern of prescription problems that includes lost, spilled, or stolen medications, or escalating drug use in the absence of a physician's direction to do so.<sup>2</sup> If a urine screen reveals illicit or licit drugs that were not disclosed, is repeatedly negative for drugs prescribed, or if you learn that the patient has obtained opioids from multiple providers when checking the NYS CSI on Dispensed Prescriptions Program (**Resources**),<sup>2</sup> you should consider the possibility of opioid misuse.<sup>6</sup> Patients should understand that screening for misuse is a

normal part of the pain management process.<sup>2</sup> If the patient demonstrates signs of misuse, discuss the need to improve compliance by reviewing the treatment agreement, emphasizing your concern for the patient. If signs of misuse continue, strongly consider discontinuing opioids. If you suspect your patient meets DSM-IV criteria (**Box 2**) for the diagnosis of opioid dependence and you are not already a buprenorphine prescriber, explain the option of buprenorphine detoxification and maintenance (**Resources—City Health Information**) and refer the patient to an addiction specialist, buprenorphine provider, or methadone maintenance treatment program. If opioids are discontinued, patients should be tapered as described above.

## SUMMARY

Pain relief poses treatment challenges that physicians must consider. While opioids are effective for certain types of pain, their increased use has contributed to increases in overdose deaths and opioid misuse.<sup>42</sup> Physicians and patients should be aware of the risks of opioid therapy, including overdose, misuse, diversion, and opioid dependence (addiction).

*Note: The use of brand names does not imply endorsement of any product by the New York City Department of Health and Mental Hygiene. Please consult prescribing information for complete safety information, including boxed warnings.*

## RESOURCES

### Assessment and Monitoring Tools

- Roland Morris Disability Questionnaire:  
[www.chirogeek.com/001\\_Roland-Morris-Questionnaire.htm](http://www.chirogeek.com/001_Roland-Morris-Questionnaire.htm)
- Pain, Enjoyment and General Activity (PEG):  
[www.ncbi.nlm.nih.gov/pmc/articles/PMC2686775](http://www.ncbi.nlm.nih.gov/pmc/articles/PMC2686775)
- Graded Chronic Pain Scale (Washington State Guidelines):  
[www.agencymeddirectors.wa.gov/Files/OpioidGdline.pdf](http://www.agencymeddirectors.wa.gov/Files/OpioidGdline.pdf)
- Brief Pain Inventory:  
[medicine.iupui.edu/RHEU/Physicians/bpif.pdf](http://medicine.iupui.edu/RHEU/Physicians/bpif.pdf)
- Physical Functional Ability Questionnaire:  
[www.cdc.gov/nchs/data/nhanes/nhanes\\_09\\_10/pfq\\_f.pdf](http://www.cdc.gov/nchs/data/nhanes/nhanes_09_10/pfq_f.pdf)
- Bieri Pain Scale:  
[www.healthcare.uiowa.edu/igec/tools/pain/faces.pdf](http://www.healthcare.uiowa.edu/igec/tools/pain/faces.pdf)



- Visual Analog Scale:  
[www.partnersagainstpain.com/printouts/A7012AS1.pdf](http://www.partnersagainstpain.com/printouts/A7012AS1.pdf)
- Pain Management Resource Directory (includes assessment tools):  
[www.compassionandsupport.org/index.php/for\\_professionals/pain\\_management](http://www.compassionandsupport.org/index.php/for_professionals/pain_management)
- AUDIT Alcohol Consumption Questions:  
[www.ewashtenaw.org/government/departments/wcho/ch\\_auditc.pdf](http://www.ewashtenaw.org/government/departments/wcho/ch_auditc.pdf)
- CRAFFT Adolescent Substance Abuse Screening Tool:  
[www.childrenshospital.org/views/february09/images/CRAFFT.pdf](http://www.childrenshospital.org/views/february09/images/CRAFFT.pdf)
- Patient Health Questionnaire-2 for Depression Assessment:  
[www.cqaimh.org/pdf/tool\\_phq2.pdf](http://www.cqaimh.org/pdf/tool_phq2.pdf)
- Sample Pain Treatment Agreements:  
<http://hrsa.dshs.wa.gov/pharmacy/ChronicPainAgreement.pdf>  
[www.painmed.org/library/sample\\_agreements/controlled-substances-agrmt110803.pdf](http://www.painmed.org/library/sample_agreements/controlled-substances-agrmt110803.pdf)  
[www.dopl.utah.gov/licensing/forms/OpioidGuidelines\\_summary.pdf](http://www.dopl.utah.gov/licensing/forms/OpioidGuidelines_summary.pdf)

### **US and NYS Resources**

- New York State (NYS) Controlled Substance Information (CSI) on Dispensed Prescriptions Program:  
[www.nyhealth.gov/professionals/narcotic/practitioners/online\\_notification\\_program/](http://www.nyhealth.gov/professionals/narcotic/practitioners/online_notification_program/)
- NYS Department of Health Commerce System:  
<https://commerce.health.state.ny.us/hcsportal/appmanager/hcs/home>  
Password required. Please call the Commerce Accounts Management Unit at 1-800-529-1890 for assistance.
- Emergency Department Care Coordination. Provides guidelines for patients with chronic pain who recurrently use the emergency department:  
[www.consistentcare.com](http://www.consistentcare.com)
- Office of National Drug Control Policy:  
[www.whitehousedrugpolicy.gov/drugfact/prescr\\_drg\\_abuse.html](http://www.whitehousedrugpolicy.gov/drugfact/prescr_drg_abuse.html)
- US Department of Justice Drug Enforcement Agency. Questions and Answers: State Prescription Drug Monitoring Programs:  
[www.dea diversion.usdoj.gov/faq/rx\\_monitor.htm](http://www.dea diversion.usdoj.gov/faq/rx_monitor.htm)
- US Food and Drug Administration. Disposal by Flushing of Certain Unused Medications: What You Should Know:  
[www.fda.gov/Drugs/ResourcesForYou/Consumers/BuyingUsingMedicineSafely/EnsuringSafeUseofMedicine/SafeDisposalofMedicines/ucm186187.htm](http://www.fda.gov/Drugs/ResourcesForYou/Consumers/BuyingUsingMedicineSafely/EnsuringSafeUseofMedicine/SafeDisposalofMedicines/ucm186187.htm)
- NYS Department of Health Opioid Overdose Prevention:  
[www.health.state.ny.us/diseases/aids/harm\\_reduction/opioidprevention/index.htm](http://www.health.state.ny.us/diseases/aids/harm_reduction/opioidprevention/index.htm)
- Physicians for Responsible Opioid Prescribing:  
[www.responsibleopioidprescribing.org](http://www.responsibleopioidprescribing.org)

**New York City Department of Health and Mental Hygiene.**

***City Health Information:***

- Buprenorphine: An Office-based Treatment for Opioid Dependence:  
[www.nyc.gov/html/doh/downloads/pdf/chi/chi27-4.pdf](http://www.nyc.gov/html/doh/downloads/pdf/chi/chi27-4.pdf)
- Improving the Health of People Who Use Drugs:  
[www.nyc.gov/html/doh/downloads/pdf/chi/chi28-3.pdf](http://www.nyc.gov/html/doh/downloads/pdf/chi/chi28-3.pdf)
- Detecting and Treating Depression in Adults:  
[www.nyc.gov/html/doh/downloads/pdf/chi/chi26-9.pdf](http://www.nyc.gov/html/doh/downloads/pdf/chi/chi26-9.pdf)
- Brief Intervention for Excessive Drinking:  
[www.nyc.gov/html/doh/downloads/pdf/chi/chi30-1.pdf](http://www.nyc.gov/html/doh/downloads/pdf/chi/chi30-1.pdf)

## REFERENCES

1. Okie S. A flood of opioids, a rising tide of deaths. *N Engl J Med*. 2010;363(21):1981-1985.
2. Trescot AM, Helm S, Hansen H, et al. Opioids in the management of chronic non-cancer pain: An update of the Interventional Pain Physicians' (ASIPP) guidelines. *Pain Physician*. 2008;11(2 Suppl):S5-S62.
3. Paone D, Bradley O'Brien D, Shah S, Heller D. Opioid analgesics in New York City: misuse, morbidity and mortality update. *Epi Data Brief*. 2011;3:1-2.
4. Paone D, Heller D, Olson C, Kerker B. Illicit drug use in New York City. *NYC Vital Signs*. 2010;9(1):1-4.
5. Bradley O'Brien D, Paone D, Shah S, Heller D. Drugs in New York City: misuse, morbidity and mortality update. *Epi Data Brief*. 2011;9:1-2.
6. Chou R, Fanciullo GJ, Fine PG, et al; for the American Pain Society–American Academy of Pain Medicine Opioids Guidelines Panel. Clinical guidelines for the use of chronic opioid therapy in chronic noncancer pain. *J Pain*. 2009;10(2):113-130.
7. National Institute on Drug Abuse. Prescription drugs: abuse and addiction. Research Report Series. [www.nida.nih.gov/ResearchReports/Prescription/Prescription.html](http://www.nida.nih.gov/ResearchReports/Prescription/Prescription.html). Accessed April 15, 2011.
8. Substance Abuse and Mental Health Services Administration. Results from the 2009 National Survey on Drug Use and Health: Volume I. Summary of National Findings. [oas.samhsa.gov/NSDUH/2k9NSDUH/2k9ResultsP.pdf](http://oas.samhsa.gov/NSDUH/2k9NSDUH/2k9ResultsP.pdf). Accessed May 23, 2011.
9. Saunders KW, Dunn KM, Merrill JO, et al. Relationship of opioid use and dosage levels to fractures in older chronic pain patients. *J Gen Intern Med*. 2010;25(4):310-315.
10. Hardman JG, Limbird LE, eds. Gilman AG, consulting ed. *Goodman & Gilman's The Pharmacological Basis of Therapeutics*. 10th ed. New York, NY: McGraw-Hill Book Co; 2001.
11. Washington State Agency Medical Directors' Group. Interagency guideline on opioid dosing for chronic non-cancer pain: an educational aid to improve care and safety with opioid therapy. 2010 Update. [www.agencymeddirectors.wa.gov](http://www.agencymeddirectors.wa.gov). Accessed November 18, 2010.
12. Zhou HY, Chen SR, Chen H, Pan HL. Opioid-induced long-term potentiation in the spinal cord is a presynaptic event. *J Neurosci*. 2010;30(12):4460-4466.
13. Vuong C, Van Uum SH, O'Dell LE, Lutfy K, Friedman TC. The effects of opioids and opioid analogs on animal and human endocrine systems. *Endocr Rev*. 2010;31(1):98-132.
14. Tuteja AK, Biskupiak J, Stoddard GJ, Lipman AG. Opioid-induced bowel disorders and narcotic bowel syndrome in patients with chronic non-cancer pain. *Neurogastroenterol Motil*. 2010;22(4):424-430.

15. Thomson TW, Poulton R, Broadbent MJ, Al-Kubaisy S. Xerostomia and medications among 32-year olds. *Acta Odontol Scand.* 2006;64(4):249-254.
16. Baily CP, Connor M. Opioids: cellular mechanisms of tolerance and physical dependence. *Curr Opin Pharmacol.* 2005;5(1):60-68.
17. American Society of Addiction Medicine. Definitions related to the use of opioids for the treatment of pain: Consensus Statement of the American Academy of Pain Medicine, the American Pain Society, and the American Society of Addiction Medicine.  
[www.pcsmethadone.org/pcss/documents2/ASAM\\_DefinitionsRelatedToUseOpioidsPain.pdf](http://www.pcsmethadone.org/pcss/documents2/ASAM_DefinitionsRelatedToUseOpioidsPain.pdf). Accessed July 27, 2011.
18. American Psychiatric Association. *Diagnostic and Statistical Manual of Mental Disorders, Fourth Edition-Text Revision (DSM-IV-TR)*. Arlington, VA: American Psychiatric Association; 2000.
19. Miaskowski C, Cleary J, Burney R, et al. *Guideline for the Management of Cancer Pain in Adults and Children*. Glenview, IL: The American Pain Society; 2005.
20. Ferris FD, von Gunten CF, Emanuel LL. Ensuring competency in end-of-life care: controlling symptoms. *BMC Palliative Care.* 2002;1(1):1-5.
21. Institute for Clinical Systems Improvement. Health Care Guideline: Assessment and Management of Chronic Pain.  
[www.icsi.org/pain\\_chronic\\_assessment\\_and\\_management\\_of\\_14399/pain\\_chronic\\_assessment\\_and\\_management\\_of\\_guideline.html](http://www.icsi.org/pain_chronic_assessment_and_management_of_14399/pain_chronic_assessment_and_management_of_guideline.html). Accessed March 16, 2011.
22. Dworkin RH, O'Connor AB, Backonja M, et al. Pharmacologic management of neuropathic pain: evidence-based recommendations. *Pain.* 2007;132(3):237-251.
23. Furlan AD, Sandoval JA, Mailis-Gagnon A, Tunks E. Opioids for chronic noncancer pain: a meta-analysis of effectiveness and side effects. *CMAJ.* 2006;174(11):1589-1594.
24. Krebs EE, Lorenz KA, Bair MJ, et al. Development and initial validation of the PEG, a three-item scale assessing pain intensity and interference. *J Gen Intern Med.* 2009;24(6):733-738.  
[www.ncbi.nlm.nih.gov/pmc/articles/PMC2686775](http://www.ncbi.nlm.nih.gov/pmc/articles/PMC2686775). Accessed July 7, 2011.
25. Utah Department of Health. Utah Clinical Guidelines on Prescribing Opioids for Treatment of Pain. 2009. <http://health.utah.gov/prescription/pdf/guidelines/final.04.09opioidGuidlines.pdf>. Accessed April 11, 2011.
26. Alford DP, Compton P, Samet JH. Acute pain management for patients receiving maintenance methadone or buprenorphine therapy. *Ann Intern Med.* 2006;144(2):127-134.
27. Webster LR, Webster R. Predicting aberrant behaviors in opioid-treated patients: Preliminary validation of the opioid risk tool. *Pain Med.* 2005;6(6):432.

28. American Board of Pain Medicine. What is pain medicine? [www.abpm.org/what](http://www.abpm.org/what). Accessed May 17, 2011.
29. Furlan AD, Reardon R, Wepler C; for the National Opioid Use Guideline Group (NOUGG). Opioids for chronic non-cancer pain: a new Canadian practice guideline. *CMAJ*. 2010;182(9):923-930.
30. Manchikanti L, Fellows B, Singh V. Understanding psychological aspects of chronic pain in interventional pain management. *Pain Physician*. 2002;5(1):57-82.
31. Sullivan MD, Edlund MJ, Steffick D, Unützer J. Association between mental health disorders, problem drug use, and regular prescription opioid use. *Arch Intern Med*. 2006;166(19):2087-2093.
32. Wilsey BL, Fishman SM, Tsodikov A, Ogden C, Symreng I, Ernst A. Psychological comorbidities predicting prescription opioid abuse among patients in chronic pain presenting to the emergency department. *Pain Med*. 2008;9(8):1107-1117.
33. Petit J, Cohen G, Lednyak L. Detecting and treating depression in adults. *City Health Information*. 2007;26(9): 59-66 [revised May 2008].
34. New York State Department of Health. Controlled substance information (CSI) on dispensed prescriptions available online. <http://health.ny.gov/publications/1084.pdf>. Accessed July 14, 2011.
35. Dunn KM, Saunders KW, Rutter CM, et al. Opioid prescriptions for chronic pain and overdose: a cohort study. *Ann Intern Med*. 2010;152(2):85-92.
36. Bohnert AS, Valenstein M, Blair MJ, et al. Association between opioid prescribing patterns and opioid overdose-related deaths. *JAMA*. 2011;305(13):1315-1321.
37. Katz NP, Sherburne S, Beach M, et al. Behavioral monitoring and urine toxicology testing in patients receiving long-term opioid therapy. *Anesth Analg*. 2003;97(4):1097-1102.
38. Starrels JL, Alford DP, Turner BJ. Urine drug testing is still an invaluable resource for primary care. *Ann Intern Med*. 2010;153(6):420-421.
39. Kral LA. *Opioid Tapering: Safely Discontinuing Opioid Analgesics*. Glenview, IL: Pain Treatment Topics; 2006.
40. United States Food and Drug Administration. How to dispose of unused medicines. [www.fda.gov/forconsumers/consumerupdates/ucm101653.htm](http://www.fda.gov/forconsumers/consumerupdates/ucm101653.htm). Accessed July 8, 2011.
41. Opioids 911-Safety. Help for safely using opioid pain relievers. <http://www.opioids911.org>. Accessed April 15, 2011.
42. Centers for Disease Control and Prevention (CDC). Vital signs: overdoses of prescription opioid pain relievers—United States, 1999-2008. *MMWR Morb Mortal Wkly Rep*. 2011 Nov 1;60:1-6. [www.cdc.gov/mmwr/preview/mmwrhtml/mm60e1101a1.htm](http://www.cdc.gov/mmwr/preview/mmwrhtml/mm60e1101a1.htm). Accessed November 2, 2011.